
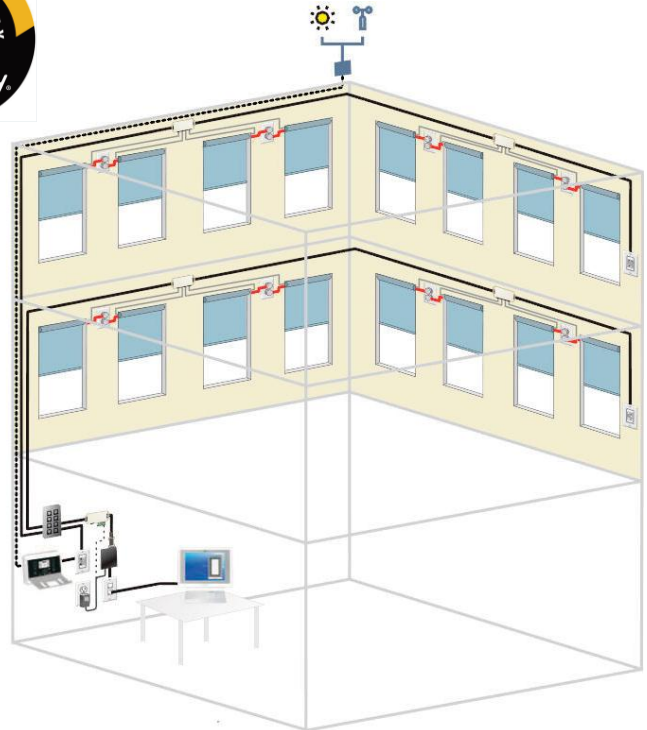




The SDN System is a standard half duplex, bi-directional RS-485 network. Bi-directional communications make it possible to receive feedback from each motor on the network. This allows the system to view the position and status of any motor on the network, in real time. Since the SDN network runs over standard network architecture, it is possible to establish a remote connection to the system from anywhere internet access is available. This defines a new level of commissioning and support services that can be offered for today's energy efficient Intelligent Building.



Wall Switch



Hand-Held Remote Control Transmitter



24-Hour Timer



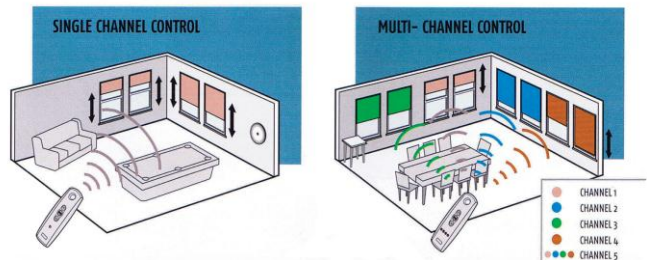
Sun Tracking Controls



Wind Sensor Controls



Computer Integration Controls



- Unique Network Address for selective control of individual motors
- Communication via RS-485 Network
- Individual & Group Control with 16 customizable pre-set positions
- Dry Contract, IR, RTS, RS-232, RS-485, & Z-Wave allow simple integration with 3rd Party Automation System
- Easily add ILT Motors and Smart Controls to meet changing application requirements

